




## SFTS & SFTI

### .315" Dia. Single End Fintube® Heaters



- Steel Sheath (type SFTS)
- MONEL® Sheath (type SFTI)
- 325 - 2,400 Watts
- 120 and 240 Volt
- 60 W/in<sup>2</sup>
- 750°F Max. Sheath Temp. (type SFTS)
- 900°F Max. Sheath Temp. (type SFTI)

#### *Applications*

Best suited for the following applications where space is limited.

- Drying
- Heat Treating
- Annealing
- Load Banks
- Curing Ovens, Dryers, Ducts, etc.

#### *Advantages*

**Versatile** — Ideal for both comfort and industrial process air applications.

**Single-End Terminals** simplify wiring and eliminate the need for return wire.

**Install More Elements in Same Space** as standard, double-end Fintube®.

**No Bending** required to put all terminals in the same plane.

**Smaller Heating Duct or Chamber** in some cases.

**Construction** — Element is constructed like the standard single-end tubular element with the addition of continuous spiral fins (4 - 5 per inch) permanently furnace brazed to the sheath.

**Fins** greatly increase surface area and permit faster heat transfer to the air, resulting in lower element surface temperatures.

**High Watt Density** permits use of fewer elements or higher concentration of installed kW for a given area.

**Lead Wires**, 10" long, with silicone-impregnated Fiberglas® sleeves. Maximum wire temperature is 200°C.

**Leads** are attached to terminals inside a ceramic terminal bushing.

#### *Application Tips*

**Terminal Block** should be on outside of duct or heating area.

**Element Supports** should be provided for every two feet of element length.


**Work Temperatures** — See Allowable Watt Density & Heater Selection Graphs G-151 through G-156 in Technical section.

**Special Features** — Sheath material, threaded fittings, length, volts, watts, brackets, etc. Contact your Local Chromalox Sales office for price and availability.

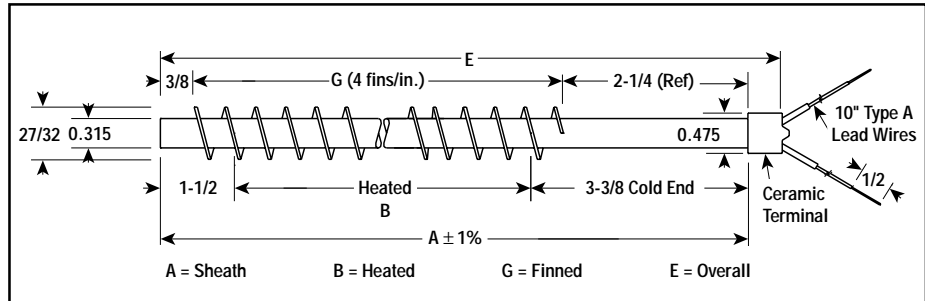
**Bending** is not recommended for single end elements. Contact your Local Chromalox Sales office.

## SFTS & SFTI

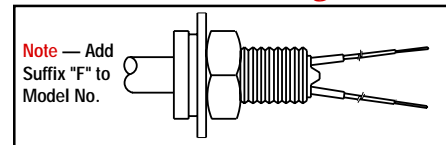
.315" Dia. Single End  
Fintube® Heaters (cont'd.)



### Dimensions (Inches)



### Terminal End with Fitting



### Specifications and Ordering Information

Watts	W/In <sup>2</sup>	Volts	Dimensions (In.)				Steel Sheath			MONEL® Sheath			Wt. (Lbs.)
			A	B	E	G	Model	Stock	PCN	Model	Stock	PCN	
325	45	120	11-7/8	7-1/4	12-5/8	9-1/2	SFTS-12315	NS	222017	SFTI-12315	NS	222640	1
325	45	240	11-7/8	7-1/4	12-5/8	9-1/2	SFTS-12315	NS	222025	SFTI-12315	NS	222658	1
500	45	120	15-7/8	11-1/4	16-5/8	13-1/2	SFTS-16315	NS	222033	SFTI-16315	NS	222666	1
500	45	240	15-7/8	11-1/4	16-5/8	13-1/2	SFTS-16315	NS	222041	SFTI-16315	NS	222674	1
700	46	120	19-7/8	15-1/4	20-5/8	17-1/2	SFTS-20315	NS	222050	SFTI-20315	NS	222682	1
700	46	240	19-7/8	15-1/4	20-5/8	17-1/2	SFTS-20315	NS	222068	SFTI-20315	NS	222690	1
1,200	63	120	23-7/8	19-1/4	24-5/8	21-1/2	SFTS-24315	NS	222076	SFTI-24315	NS	222703	1
1,150	60	240	23-7/8	19-1/4	24-5/8	21-1/2	SFTS-24315	NS	222084	SFTI-24315	NS	222711	1
1,200	52	120	27-7/8	23-1/4	28-5/8	25-1/2	SFTS-28315	NS	222092	SFTI-28315	NS	222720	1
1,300	56	240	27-7/8	23-1/4	28-5/8	25-1/2	SFTS-28315	NS	222105	SFTI-28315	NS	222738	1
1,200	45	120	31-7/8	27-1/4	32-5/8	29-1/2	SFTS-32315	NS	222113	SFTI-32315	NS	222746	2
1,600	59	240	31-7/8	27-1/4	32-5/8	29-1/2	SFTS-32315	NS	222121	SFTI-32315	NS	222754	2
1,200	39	120	35-7/8	31-1/4	36-5/8	33-1/2	SFTS-36315	NS	222130	SFTI-36315	NS	222762	2
1,900	61	240	35-7/8	31-1/4	36-5/8	33-1/2	SFTS-36315	NS	222148	SFTI-36315	NS	222770	2
1,200	34	120	39-7/8	35-1/4	40-5/8	37-1/2	SFTS-40315	NS	222156	SFTI-40315	NS	222789	2
2,200	63	240	39-7/8	35-1/4	40-5/8	37-1/2	SFTS-40315	NS	222164	SFTI-40315	NS	222797	2
1,200	31	120	43-7/8	39-1/4	44-5/8	41-1/2	SFTS-44315	NS	222172	SFTI-44315	NS	222800	2
2,250	58	240	43-7/8	39-1/4	44-5/8	41-1/2	SFTS-44315	NS	222180	SFTI-44315	NS	222818	2
1,200	28	120	47-7/8	43-1/4	48-5/8	45-1/2	SFTS-48315	NS	222199	SFTI-48315	NS	222826	2
2,400	56	240	47-7/8	43-1/4	48-5/8	45-1/2	SFTS-48315	NS	222201	SFTI-48315	NS	222834	2
1,200	26	120	51-7/8	47-1/4	52-5/8	49-1/2	SFTS-52315	NS	222210	SFTI-52315	NS	222842	2
2,400	51	240	51-7/8	47-1/4	52-5/8	49-1/2	SFTS-52315	NS	222228	SFTI-52315	NS	222850	2
1,150	23	120	55-7/8	51-1/4	56-5/8	53-1/2	SFTS-56315	NS	222236	SFTI-56315	NS	222869	3
2,400	47	240	55-7/8	51-1/4	56-5/8	53-1/2	SFTS-56315	NS	222244	SFTI-56315	NS	222877	3
1,075	20	120	59-7/8	55-1/4	60-5/8	57-1/2	SFTS-60315	NS	222252	SFTI-60315	NS	222885	3
2,400	44	240	59-7/8	55-1/4	60-5/8	57-1/2	SFTS-60315	NS	222260	SFTI-60315	NS	222893	3

Stock Status: S = stock AS = assembly stock NS = non-stock  
To Order—Specify model, PCN, watts, volts and quantity.