

Immersion

CIT

Soft Metal Melting Heater

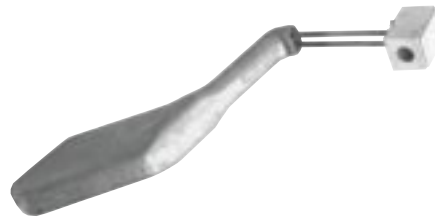
- Cast Iron Construction
- Low Watt Density
- 3, 5 and 10 kW
- 240 Volt, Single Phase
- Moisture Resistant Terminal Enclosure

Applications

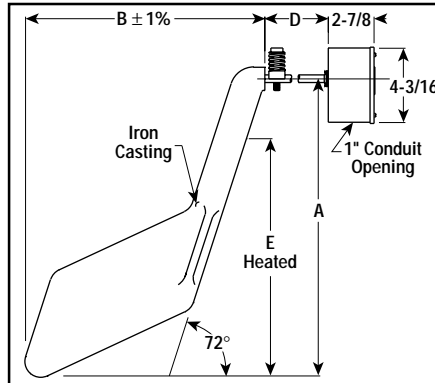
To melt metals such as solder, lead, tin, stereotype metal and babbitt (with 4% or less Copper content). Maximum working temperature of 950°F (not suitable for immersion in zinc or aluminum).

Features

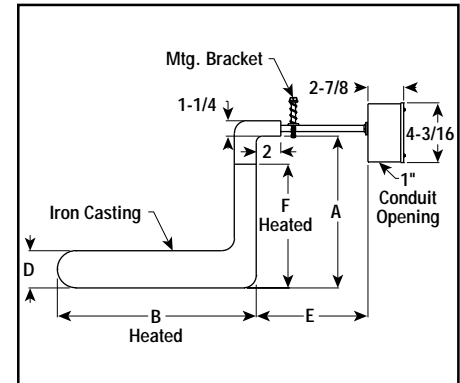
- Cast Iron Moisture Resistant Terminal Enclosure
- Over-the-Side and Through-the-Side Mounting Options
- Cold Starts without Damage



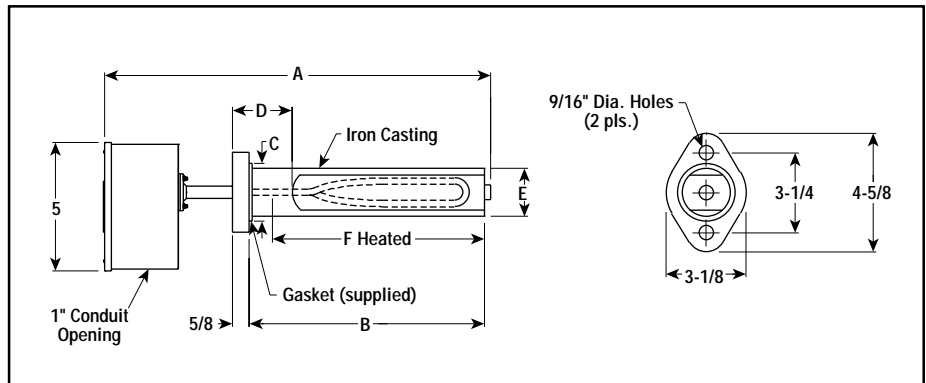
CIT-2319 — Dimensions (Inches)



CIT-1612 — Dimensions (Inches)



CIT-218 — Dimensions (Inches)



Specifications and Ordering Information

kW	Volts	Phase	Dimensions (In.)							Displacement (In ³)	Steel			Wt. (Lbs.)
			A	B	C	D	E	F	Model		Stock	PCN		
Over-the-Side Mounting														
5	240	1	12-1/4	16	—	3	9	10	135	CIT-1612	S	196031	40	
5	240	1	19-1/4	16	—	3	6	17	180	CIT-1619	S	196040	55	
Through-the-Side Mounting														
3	240	1	23-1/4	18	2-1/4	2-1/4	1-7/8	17-1/8	57	CIT-218	S	196058	22	
Special Stereotype Design														
5	240	1	18-1/2	12-1/2	—	6-1/2	14-1/2	—	—	CIT-2219	S	196023	51	
10	240	1	19	15-1/4	—	9	15	—	—	CIT-2319	S	196015	80	

Stock Status: S = stock AS = assembly stock NS = non-stock
To Order—Specify model, PCN, kW, volts, phase and quantity.