

DWH & DWH-MR

Dishwasher Applications

- 2" NPT Brass Screw Plug
- INCOLOY® Sheath Elements
- 52 - 56 W/In²
- 3 - 15 kW
- Integral Thermostat and Cutout
- 120, 208 and 240 Volt, Single Phase (type DWH)
- 208, 240 and 480 Volt, Three Phase (type DWH-MR)

Applications

- Commercial Dishwashers
- Sterilizing Equipment
- Other Water Heating Applications

Features (DWH)


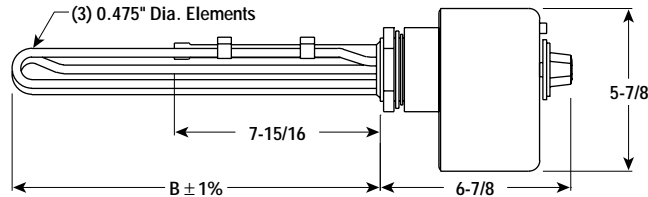
- Integral DPST Thermostat (60 - 250°F) and Manual Reset Cutout (setpoint 50°F above thermostat setting)
- Pilot Light
- General Purpose Terminal Enclosure (Chrome Plated)
- No External Contactor required
- Clamping Nut and Gasket supplied for mounting through tank wall up to 1/4" thick with a 2-7/8" diameter opening

Features (DWH-MR)

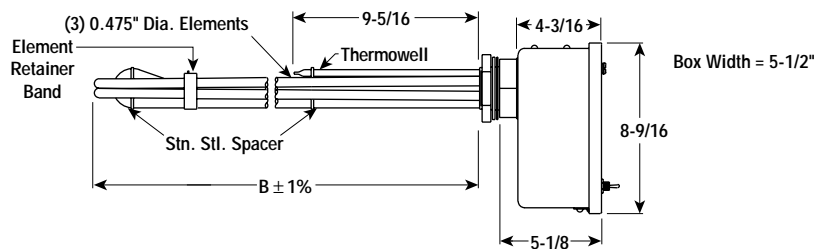
- Integral SPST Thermostat (100 - 210°F) and Manual Reset Cutout
- Pilot Light
- On/Off Switch
- Moisture and Spray Resistant Hinged Terminal Enclosure
- Built-in Contactor (480V requires external 120V control circuit)
- Clamping Nut and Gasket supplied for mounting through tank wall up to 1/4" thick with a 2-7/8" diameter opening



DWH — Dimensions (Inches)



DWH-MR — Dimensions (Inches)



Specifications and Ordering Information

Watts	Volts	Phase	W/In ²	DIM B (In.)	Model	Stock	PCN	Wt. (Lbs.)
DWH								
3	208	1	53	8-1/2	DWH-3	S	252750	8
3	240	1	53	8-1/2	DWH-3	S	252777	8
5	208	1	53	13-1/4	DWH-5	S	252793	9.5
5	240	1	53	13-1/4	DWH-5	S	252814	9.5
3	208	3	53	8-1/2	DWH-3	S	252769	8
3	240	3	53	8-1/2	DWH-3	S	252785	8
5	208	3	53	13-1/4	DWH-5	S	252806	9.5
5	240	3	53	13-1/4	DWH-5	S	252822	9.5
7.5	208	3	52	18-3/4	DWH-7.5	S	252830	13
7.5	240	3	52	18-3/4	DWH-7.5	S	252849	13
DWH-MR								
5	120	1	53	13-3/16	DWH-MR-5PS	NS	293000	11
5	208	1	53	13-3/16	DWH-MR-5PS	S	293085	11
5	240	1	53	13-3/16	DWH-MR-5PS	S	293106	11
7.5	208	1	52	18-7/8	DWH-MR-7.5PS	NS	293026	12
7.5	240	1	52	18-7/8	DWH-MR-7.5PS	NS	293034	12
10	208	1	53	24	DWH-MR-10PS	NS	293050	13
10	240	1	53	24	DWH-MR-10PS	NS	293069	13
5	208	3	53	13-3/16	DWH-MR-5PS	S	293093	11
5	240	3	53	13-3/16	DWH-MR-5PS	S	293114	11
5	480	3	53	13-3/16	DWH-MR-5PS	S	293018	11
7.5	208	3	52	18-7/8	DWH-MR-7.5PS	S	293122	12
7.5	240	3	52	18-7/8	DWH-MR-7.5PS	NS	293130	12
7.5	480	3	52	18-7/8	DWH-MR-7.5PS	S	293042	12
10	208	3	53	24	DWH-MR-10PS	NS	293149	13
10	240	3	53	24	DWH-MR-10PS	S	293157	13
10	480	3	53	24	DWH-MR-10PS	S	293165	13
15	208	3	56	32-5/8	DWH-MR-15PS	NS	293077	17
15	240	3	56	32-5/8	DWH-MR-15PS	S	293173	17
15	480	3	56	32-5/8	DWH-MR-15PS	S	293181	17

Stock Status: S = stock AS = assembly stock NS = non-stock
To Order—Specify model, volts, phase, kW, PCN and quantity.

Screw Plug