

Modified Equipment

MODIFICATIONS AND OPTIONAL EQUIPMENT

● **Size and Configuration** of equipment can be altered for special applications including:


- Modified work space dimensions
- Left hand construction
- Multiple door openings or chambers
- Doors front and rear
- Powered vertical lift doors
- Revised air heater location
- Alternative recirculated air flow patterns

● **Material Handling Equipment** can be provided including:

- Special loading trucks and shelves
- Roller conveyor or roller rail hearth
- Roller conveyor shelves
- Powered roller conveyors
- Motorized car bottoms
- Rotary hearth
- Rotisserie
- Multiple drawer assemblies

● **Heat Input**, other than electric resistance or direct gas, can be provided including:

- Indirect gas
- Direct Oil
- Combination gas/oil
- Steam heated
- Steam injection with humidity control



● **Construction Changes** are available including:


- Body reinforcement for heavy loads
- Loading shelf reinforcement
- Special materials such as stainless steel, Incoloy or Inconel
- Filtration
- Special exterior paint
- JIC or other electrical requirements
- Remote or free standing control panels

● **Designs** other than those shown in our catalog are available including:

- Bell ovens and furnaces to be lowered over the work load
- Air heaters to be used as sources of heated air
- Tunnels for use with existing conveyor systems
- Cooling stations or zones


OPTIONAL EQUIPMENT

- **Digital Timer**, in lieu of standard analog timerDT
- **Program Timer**, 7-day, 24-hour timer to start and stop oven (electric only)7DAY
- **Audible Alarm**, interlocked with timer or other control.....ALRM
- **Auto Restart Circuit**, to restart oven after brief power outage, includes Audible AlarmARC
- **Fused Disconnect Switch**, installed adjacent to control panel and interwiredFD



- **Viewing Window**, 8" x 10" double pane installed in door:
 Double pane Pyrex up to 650°FPPW
 Double pane Pyrex/Vycor up to 1000°FPVW
- **Interior Oven Light**, including on-off switch at control panel:
 Up to 700°F.....L650
 Up to 1050°F provides exterior light to shine through window into oven.....L1000

- **Pipe Port**, with cap, 3/4" NPT, installed through wall or door:
 Carbon steelPPC
 304 stainless steelPPS
- **Cable Port**, 3" diameter with internal and external slide damper:
 Aluminized steelCPA
 304 stainless steelCPS
- **Work Space Thermocouples**, installed through wall to monitor local work space temperatureWST



- **Dampers**
 2-position damper on fresh air inlet or exhaust outlet; requires temperature controller alarm output or timer output to select damper positionOTPD
 Modulating damper on fresh air inlet or exhaust outlet; requires current output temperature controller to control damper positionOMD
- **Disposable Fresh Air Filter**, 20" x 20" x 1" in housing covering fresh air inletFHA
- **HEPA Fresh Air Filter**, 24" x 24" x 6" , with prefilter, in housing covering fresh air inletHFA

- **Combustion Air Filter**, installed on gas burner combustion air inlet.....CAF
- **Magnetic Brake**, on recirculating blower used with automatic door switch to rapidly stop recirculating blower when door is opened.....MAG
- **Export Crating**, a solid wooden crate consisting of 4" x 4" skid with solid deck, 2" x 4" framed side walls and roof sheathed in plywood, 1" x 6" bump boards on corners and 1" x 6" cross bracing on sheathing. Equipment is bolted to skid and draped in a continuous sheet of plastic before cratingEXPT



Ovens and Furnaces For Industry Since 1949
THE GRIEVE CORPORATION

500 Hart Road, Round Lake, Illinois 60073-2898 USA
 (847) 546-8225 Fax: (847) 546-9210
 www.grievcorp.com email: sales@grievcorp.com