



BT & CF PROBES

Bayonet & Compression Fitting Thermocouples

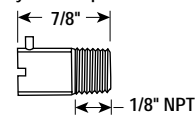
- Service Temperature to 900°F (482°C) Except for Type T
- 304 Stainless Steel Construction
- Flexible 0.275" Stainless Steel Cable (60" Length Standard)
- 45° Bend Available on Both BT and CF Styles
- Grounded Junction Standard. Ungrounded Also Available
- A Wide Variety of Immersion Lengths, Styles and Mounting Arrangements Available
- Ideal for Extruders and Packaging Machines



Termination Types —



Bayonet Adapter



Ordering Information — Standard Extruder Probes (Bayonet Type)

Dimensions	Type	Cold End Termination	Model
Straight 	J	1	BT-000-J - □-60-1/C
	J	2	BT-000-J - □-60-2/C
	K	1	BT-000-K - □-60-1/C
	K	2	BT-000-K - □-60-2/C
	T	1	BT-000-T - □-60-1/C
	T	2	BT-000-T - □-60-2/C
	E	1	BT-000-E - □-60-1/C
	E	2	BT-000-E - □-60-2/C
90° Bend 	J	1	BT-090-J - □-60-1/C
	J	2	BT-090-J - □-60-2/C
	K	1	BT-090-K - □-60-1/C
	K	2	BT-090-K - □-60-2/C
	T	1	BT-090-T - □-60-1/C
	T	2	BT-090-T - □-60-2/C
	E	1	BT-090-E - □-60-1/C
	E	2	BT-090-E - □-60-2/C

Note — Insert 2-1/4 or 3-1/2: Standard "A" Dimension in space (□).

In Stock:

Model	PCN
BT-000-J-3-1/2-60-1/C	328938
BT-000-J-3-1/2-60-2/C	328946
BT-090-J-3-1/2-60-1/C	328954
BT-090-J-3-1/2-60-2/C	328962
BTA-1 (Bayonet Adapter)	308558

Ordering Information — Standard Extruder Probes (Compression Type)

Dimensions	Type	Cold End Termination	Model	Dimensions	Type	Cold End Termination	Model
Straight 	J	1	CF-000-J-2-60-1/C	90° Bend 	J	1	CF-090-J-2-60-1/C
	J	2	CF-000-J-2-60-2/C		J	2	CF-090-J-2-60-2/C
	K	1	CF-000-K-2-60-1/C		K	1	CF-090-K-2-60-1/C
	K	2	CF-000-K-2-60-2/C		K	2	CF-090-K-2-60-2/C
	T	1	CF-000-T-2-60-1/C		T	1	CF-090-T-2-60-1/C
	T	2	CF-000-T-2-60-2/C		T	2	CF-090-T-2-60-2/C
	E	1	CF-000-E-2-60-1/C		E	1	CF-090-E-2-60-1/C
	E	2	CF-000-E-2-60-2/C		E	2	CF-090-E-2-60-2/C
A = 4" (101.6 mm) B = 60"* (1.54 M)	J	1	CF-000-J-4-60-1/C	A = 4" (101.6 mm) B = 60" (1.54 M)	J	1	CF-090-J-4-60-1/C
	J	2	CF-000-J-4-60-2/C		J	2	CF-090-J-4-60-2/C
	K	1	CF-000-K-4-60-1/C		K	1	CF-090-K-4-60-1/C
	K	2	CF-000-K-4-60-2/C		K	2	CF-090-K-4-60-2/C
	T	1	CF-000-T-4-60-1/C		T	1	CF-090-T-4-60-1/C
	T	2	CF-000-T-4-60-2/C		T	2	CF-090-T-4-60-2/C
	E	1	CF-000-E-4-60-1/C		E	1	CF-090-E-4-60-1/C
	E	2	CF-000-E-4-60-2/C		E	2	CF-090-E-4-60-2/C

Note — Cutout for Style 1 is 0.83" diameter, wall thickness <1/8". Includes 3/16" sheath diameter probes, brass compression fitting with 1/8" NPT, and 60" lead length. Grounded junction standard. Ungrounded also available. Allow 1" for compression fitting. Lengths over 60" available.